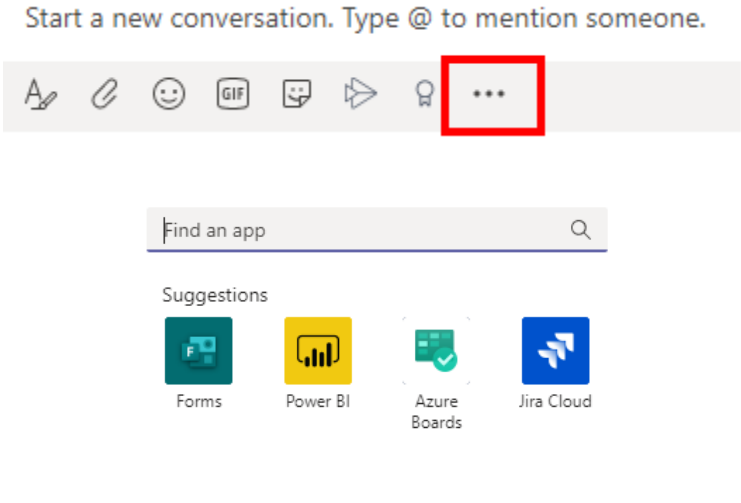
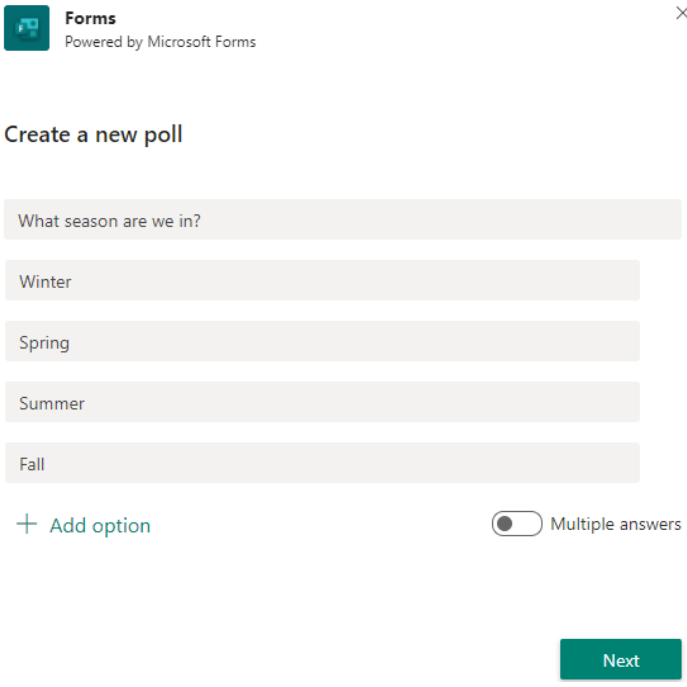


# Conduct a Poll

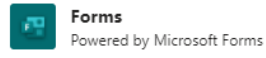
## Create a poll in Microsoft Teams

With Microsoft Forms, you can create an instant, real time poll in seconds within your Microsoft Teams app.

<ol style="list-style-type: none"><li>1. Go to the Teams channel or chat window in which you want to include a quick poll.</li><li>2. At the bottom of your Teams app, click <b>More (...)</b>.</li><li>3. Select <b>Forms</b>.</li></ol>	 <p>Start a new conversation. Type @ to mention someone.</p> <p>Find an app</p> <p>Suggestions</p> <ul style="list-style-type: none"><li>Forms</li><li>Power BI</li><li>Azure Boards</li><li>Jira Cloud</li></ul>
<ol style="list-style-type: none"><li>4. Add your question and options, and then click <b>Next</b>.</li></ol>	 <p>Forms Powered by Microsoft Forms</p> <p>Create a new poll</p> <p>What season are we in?</p> <ul style="list-style-type: none"><li>Winter</li><li>Spring</li><li>Summer</li><li>Fall</li></ul> <p>+ Add option</p> <p><input type="checkbox"/> Multiple answers</p> <p>Next</p>

## Conduct a Poll

5. Preview your poll.
6. Click **Edit** if you want to make changes,
7. Click **Send** if you are ready to post it.



Here is a preview of the card you will be sending.

Manning, Kim created a poll  
Results shared; Not anonymous

**What season are we in?**

- Winter
- Spring
- Summer
- Fall

Submit Vote

Edit

Send